VS側溝横断用

製品CADデータ

近畿・東海版

製品名	サイズ	高　さ
VS側溝横断用	250	300～ 600
	300	300～ 1100
	400	400～ 1200
	500	400～ 1400
	600	400～ 1500
	700	500～ 1700
	800	600～ 1800
	900	700～ 1900
	1000	800～ 2000

・もっともスタンダードな自由勾配側溝の横断用
・角掛け防止の受枠付き
・グレーチング蓋は普通目、細目、すべり止めがある

松阪興産株式会社
MATSUSAKA
KOSAN

2024.1版

VS側溝横断用

S=1/20

250-400サイズ

断面図

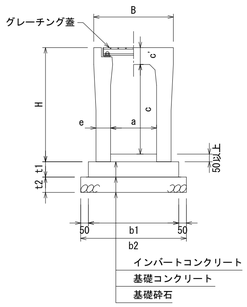

側面図

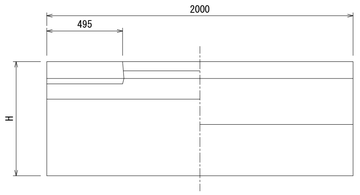

平面図

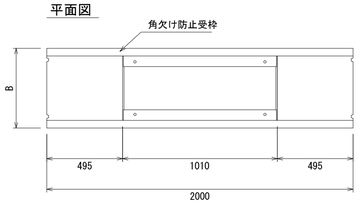

寸法表

適用	呼び名 (巾×深)	寸法 (mm) B	H	a	c	c'	e	参考重量 (kg)
	250×300		445		285			479
	250×400	440	545	250	385	110	95	561
	250×500		645		485			647
	250×600		745		585			736
	300×300		445		285		80	475
	300×400		545		385		80	550
	300×500		645		485		80	624
	300×600		745		585		95	780
	300×700	520	845	300	685	110	95	868
	300×800		945		785		95	957
	300×900		1045		885		110	1155
	300×1000		1145		985		110	1257
	300×1100		1245		1085		110	1359
	400×400		560		385		85	642
	400×500		660		485		85	721
	400×600		760		585		85	800
	400×700		860		685		100	971
	400×800	630	960	400	785	125	100	1064
	400×900		1060		885		100	1157
	400×1000		1160		985		115	1370
	400×1100		1260		1085		115	1477
	400×1200		1360		1185		115	1584

断面寸法

寸法 (mm) t1	t2	b1	b2
100	100	540	640
		560	660
		560	660
		560	660
		590	690
100	100	590	690
		590	690
		620	720
		620	720
		620	720
		670	770
		670	770
		670	770
		700	800
100	100	700	800
		700	800
		730	830
		730	830
		730	830

1. 活荷重は、一般車両のT-25とし道路を横断する形で載荷する
2. 適用欄に印を付けたものが、本工事使用タイプである

1. 断面寸法はVS側溝での標準施工図による
2. コンクリート強度
   インバートコンクリート　18N/mm2
   基礎コンクリート　18N/mm2
3. 基礎砕石：再生クラッシャラン（RC40-0）

VS側溝横断用

S=1/20

500-600サイズ

断面図

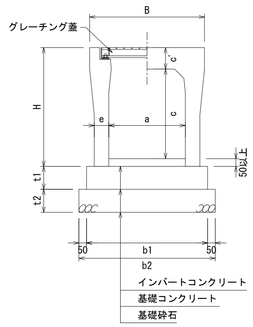

側面図

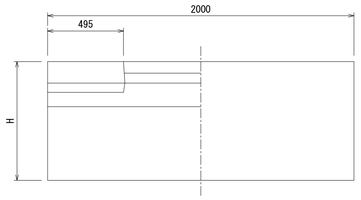

平面図

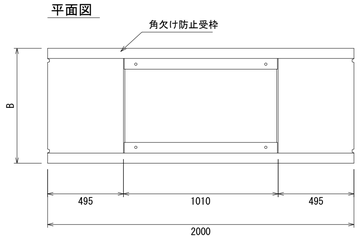

寸法表

適用	呼び名 (巾×深)	寸法 (mm) B	H	a	c	c'	e	参考重量 (kg)
	500×400		575		385		95	773
	500×500		675		485		95	861
	500×600		775		585		95	949
	500×700		875		685		95	1038
	500×800		975		785		95	1126
	500×900	750	1075	500	885	140	110	1331
	500×1000		1175		985		110	1433
	500×1100		1275		1085		110	1536
	500×1200		1375		1185		125	1783
	500×1300		1475		1285		125	1899
	500×1400		1575		1385		125	2015
	600×400		590		385		100	884
	600×500		690		485		100	977
	600×600		790		585		100	1070
	600×700		890		685		100	1163
	600×800		990		785		100	1256
	600×900	860	1090	600	885	155	100	1349
	600×1000		1190		985		115	1569
	600×1100		1290		1085		115	1676
	600×1200		1390		1185		115	1783
	600×1300		1490		1285		130	2045
	600×1400		1590		1385		130	2166
	600×1500		1690		1485		130	2287

断面寸法

寸法 (mm) t1	t2	b1	b2
		790	890
		790	890
		790	890
		790	890
		790	890
150	150	820	920
		820	920
		820	920
		850	950
		850	950
		850	950
		900	1000
		900	1000
		900	1000
		900	1000
		900	1000
150	150	900	1000
		930	1030
		930	1030
		930	1030
		960	1060
		960	1060
		960	1060

1. 活荷重は、一般車両のT-25とし道路を横断する形で載荷する
2. 適用欄に印を付けたものが、本工事使用タイプである

1. 断面寸法はVS側溝での標準施工図による
2. コンクリート強度
   インバートコンクリート　18N/mm2
   基礎コンクリート　18N/mm2
3. 基礎砕石：再生クラッシャラン（RC40-0）

グレーチング蓋

S=1/20

横断用Ｔ-25

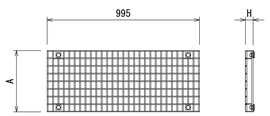

ボルト部詳細

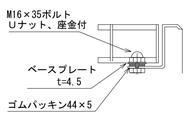

寸法表

	呼び名	寸法 (mm) A	H	参考重量 (kg)
	250用	350	50	28.2
	300用	400	50	35.7
	400用	500	60	49.8
	500用	600	65	62.7
	600用	700	75	81.4

1. 標準タイプ以外にも細目タイプ、すべり止めタイプあり

※近畿用

図面名称	VS側溝横断用250～600一覧	
縮　尺	A1 1/20	2024.1版

VS側溝横断用

S=1/20

250-400サイズ

断面図

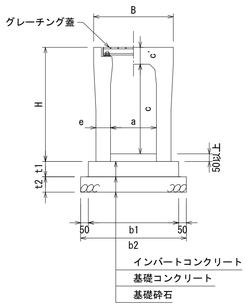

側面図

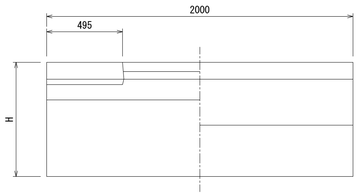

平面図

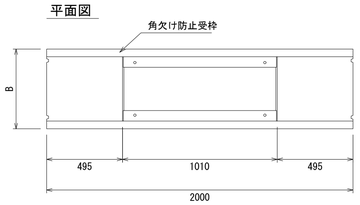

寸法表

適用	呼び名 (巾×深)	寸法 (mm) B	H	a	c	c'	e	参考重量 (kg)
	250×300		445		285			479
	250×400	440	545	250	385	110	95	561
	250×500		645		485			647
	250×600		745		585			736
	300×300		445		285		80	475
	300×400		545		385		80	550
	300×500		645		485		80	624
	300×600		745		585		95	780
	300×700	520	845	300	685	110	95	868
	300×800		945		785		95	957
	300×900		1045		885		110	1155
	300×1000		1145		985		110	1257
	300×1100		1245		1085		110	1359
	400×400		560		385		85	642
	400×500		660		485		85	721
	400×600		760		585		85	800
	400×700		860		685		100	971
	400×800	630	960	400	785	125	100	1064
	400×900		1060		885		100	1157
	400×1000		1160		985		115	1370
	400×1100		1260		1085		115	1477
	400×1200		1360		1185		115	1584

1.活荷重は、一般車両のT-25とし道路を横断する形で載荷する
2.適用欄に印を付けたものが、本工事使用タイプである

断面寸法

寸法 (mm) t1	t2	b1	b2
100	100	540	640
		560	660
		560	660
		560	660
		590	690
100	100	590	690
		590	690
		620	720
		620	720
		620	720
		670	770
		670	770
		670	770
		700	800
100	100	700	800
		700	800
		730	830
		730	830
		730	830

1.断面寸法はVS側溝での標準施工図による
2.コンクリート強度
インバートコンクリート　18N/mm2
基礎コンクリート　18N/mm2
3.基礎砕石：再生クラッシャラン（RC40-0）

VS側溝横断用

S=1/20

500-600サイズ

断面図

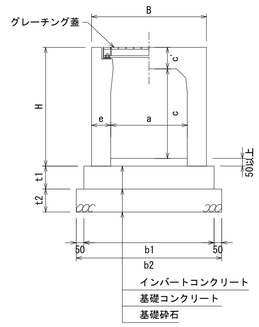

側面図

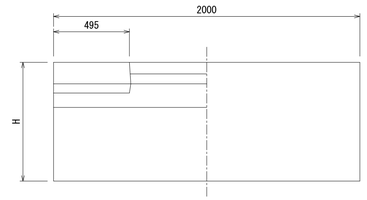

平面図

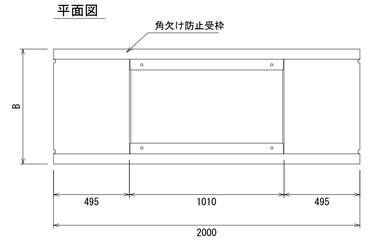

寸法表

適用	呼び名 (巾×深)	寸法 (mm) B	H	a	c	c'	e	参考重量 (kg)
	500×500		675		485			971
	500×600		775		585			1087
	500×700		875		685			1203
	500×800		975		785			1319
	500×900	750	1075	500	885	140	125	1435
	500×1000		1175		985			1551
	500×1100		1275		1085			1667
	500×1200		1375		1185			1783
	500×1300		1475		1285			1899
	500×1400		1575		1385			2015
	600×600		790		585			1198
	600×700		890		685			1319
	600×800		990		785			1440
	600×900		1090		885			1561
	600×1000	860	1190	600	985	155	130	1682
	600×1100		1290		1085			1803
	600×1200		1390		1185			1924
	600×1300		1490		1285			2045
	600×1400		1590		1385			2166
	600×1500		1690		1485			2287

1.活荷重は、一般車両のT-25とし道路を横断する形で載荷する
2.適用欄に印を付けたものが、本工事使用タイプである

断面寸法

寸法 (mm) t1	t2	b1	b2
150	150	850	950
150	150	960	1060

1.断面寸法はVS側溝での標準施工図による
2.コンクリート強度
インバートコンクリート　18N/mm2
基礎コンクリート　18N/mm2
3.基礎砕石：再生クラッシャラン（RC40-0）

グレーチング蓋

S=1/20

横断用Ｔ-25

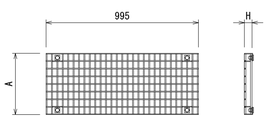

ボルト部詳細

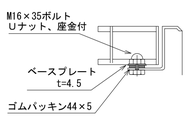

寸法表

	呼び名	寸法 (mm) A	H	参考重量 (kg)
	250用	350	50	27.9
	300用	400	50	31.0
	400用	500	60	44.1
	500用	600	65	54.4
	600用	700	75	71.0

1.標準タイプ以外にも細目タイプ、すべり止めタイプあり

※東海用

図面名称	VS側溝横断用250～600一覧	
縮　尺	A1 1/20	2024.1版

VS側溝横断用 S=1/20

700-800サイズ

断面図

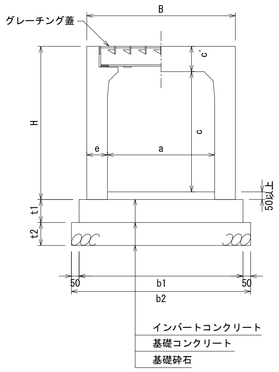

側面図

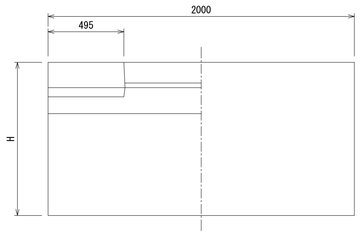

平面図



寸法表

適用	呼び名 (巾×深)	寸法 (mm) B	H	a	c	c'	e	参考重量 (kg)
	700× 500		700		485			1221
	700× 600		800		585			1349
	700× 700		900		685			1477
	700× 800		1000		785			1606
	700× 900		1100		885			1734
	700×1000		1200		985			1862
	700×1100	970	1300	700	1085	165	135	1990
	700×1200		1400		1185			2121
	700×1300		1500		1285			2252
	700×1400		1600		1385			2382
	700×1500		1700		1485			2512
	700×1600		1800		1585			2643
	700×1700		1900		1685			2774
	800× 600		810		585			1428
	800× 700		910		685			1562
	800× 800		1010		785			1696
	800× 900		1110		885			1830
	800×1000		1210		985			1963
	800×1100		1310		1085			2098
	800×1200	1080	1410	800	1185	175	140	2232
	800×1300		1510		1285			2367
	800×1400		1610		1385			2501
	800×1500		1710		1485			2636
	800×1600		1810		1585			2771
	800×1700		1910		1685			2905
	800×1800		2010		1785			3039

1. 活荷重は、一般車両のT-25とし道路を横断する形で載荷する
2. 適用欄に印を付けたものが、本工事使用タイプである

断面寸法

寸法 (mm) t1	t2	b1	b2
150	150	1070	1170
150	200	1180	1280

1. 断面寸法はVS側溝での標準施工図による
2. コンクリート強度
   インバートコンクリート 18N/mm2
   基礎コンクリート 18N/mm2
3. 基礎砕石：再生クラッシャラン（RC40-0）

VS側溝横断用 S=1/20

900-1000サイズ

断面図

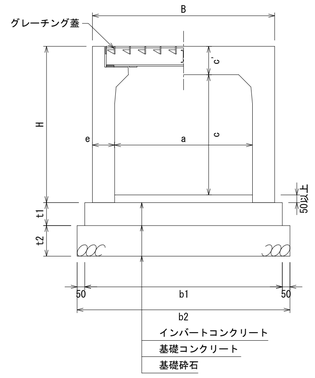

側面図

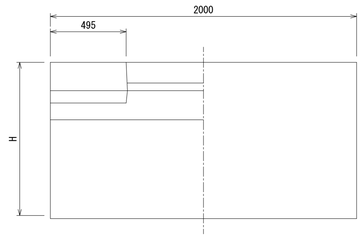

平面図

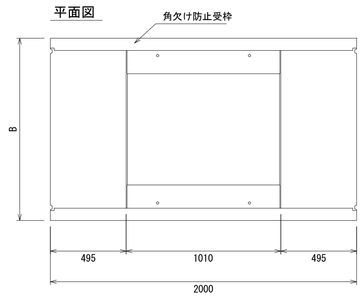

寸法表

適用	呼び名 (巾×深)	寸法 (mm) B	H	a	c	c'	e	参考重量 (kg)
	900× 700		920		685			1731
	900× 800		1020		785			1870
	900× 900		1120		885			2009
	900×1000		1220		985			2148
	900×1100		1320		1085			2287
	900×1200		1420		1185			2426
	900×1300	1190	1520	900	1285	185	145	2564
	900×1400		1620		1385			2704
	900×1500		1720		1485			2843
	900×1600		1820		1585			2982
	900×1700		1920		1685			3120
	900×1800		2020		1785			3259
	900×1900		2120		1885			3398
	1000× 800		1030		785			2071
	1000× 900		1130		885			2215
	1000×1000		1230		985			2359
	1000×1100		1330		1085			2503
	1000×1200		1430		1185			2647
	1000×1300		1530		1285			2791
	1000×1400	1300	1630	1000	1385	195	150	2934
	1000×1500		1730		1485			3078
	1000×1600		1830		1585			3221
	1000×1700		1930		1685			3365
	1000×1800		2030		1785			3509
	1000×1900		2130		1885			3653
	1000×2000		2230		1985			3796

1. 活荷重は、一般車両のT-25とし道路を横断する形で載荷する
2. 適用欄に印を付けたものが、本工事使用タイプである

断面寸法

寸法 (mm) t1	t2	b1	b2
150	200	1290	1390
150	200	1400	1500

1. 断面寸法はVS側溝での標準施工図による
2. コンクリート強度
   インバートコンクリート 18N/mm2
   基礎コンクリート 18N/mm2
3. 基礎砕石：再生クラッシャラン（RC40-0）

グレーチング蓋 S=1/20 ※近畿用

横断用Ｔ-25

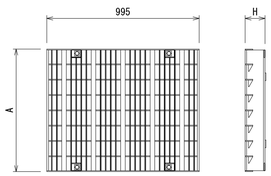

ボルト部詳細

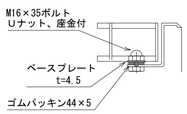

寸法表

	呼び名	寸法 (mm) A	H	参考重量 (kg)
	700用	800	130	109.2
	800用	910	130	123.8
	900用	1020	130	128.5
	1000用	1130	150	153.0

1. 標準タイプ以外にも細目タイプ、すべり止めタイプあり

グレーチング蓋 S=1/20 ※東海用

横断用Ｔ-25

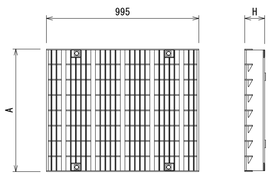

ボルト部詳細

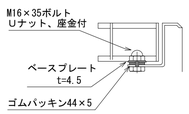

寸法表

	呼び名	寸法 (mm) A	H	参考重量 (kg)
	700用	800	130	94.4
	800用	910	130	111.2
	900用	1020	130	122.3
	1000用	1130	150	147.9

1. 標準タイプ以外にも細目タイプ、すべり止めタイプあり

図面名称	VS側溝横断用700～1000一覧	
縮　尺	A1 1/20	2024.1版

横断図用断面

※500～600サイズは近畿用、東海用があり

※近畿、東海共通(250-400サイズ)

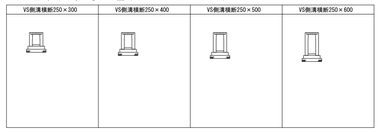

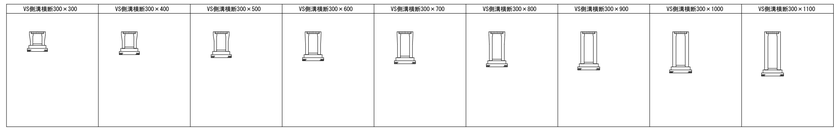

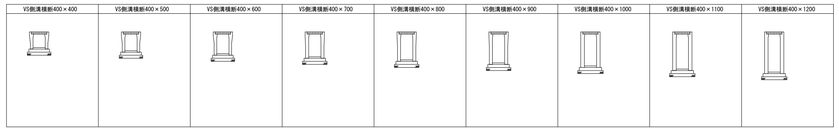

※近畿用(500-600サイズ)

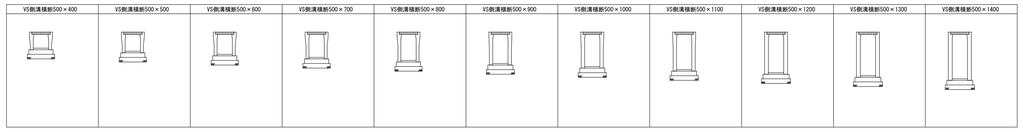

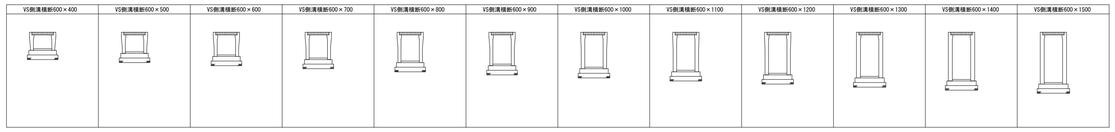

※近畿、東海共通

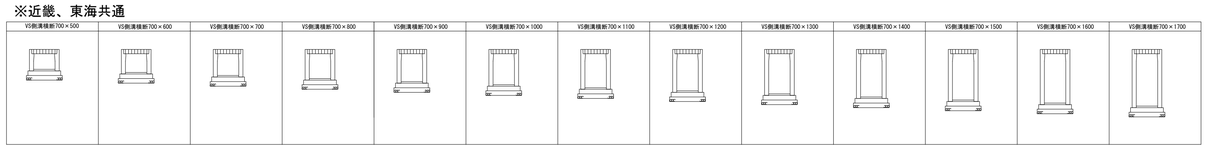

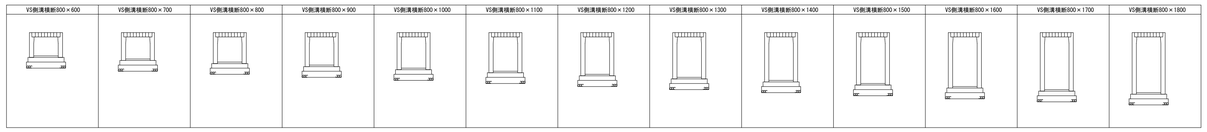

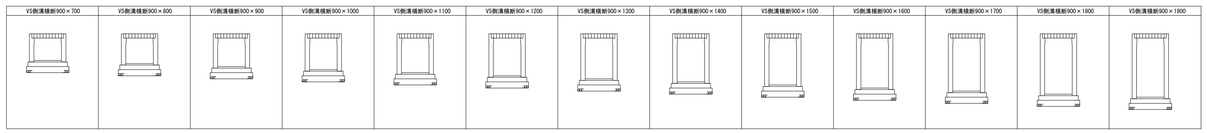

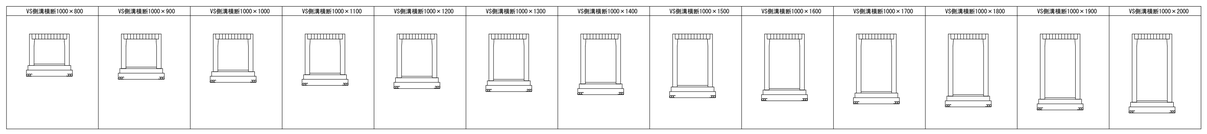

※東海用(500-600サイズ)

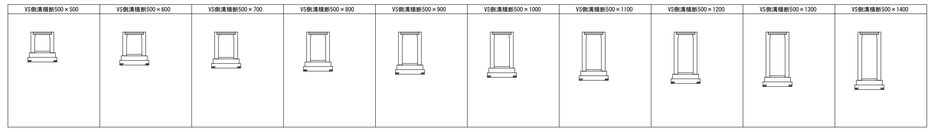

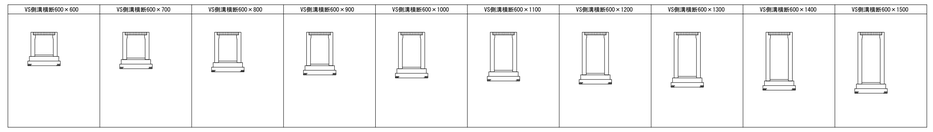

標準横断図例

標準横断図300×300

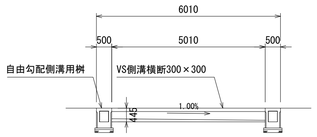

標準横断図300×400

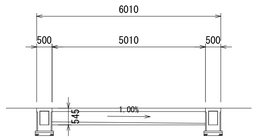

標準横断図300×500

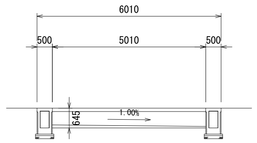

標準横断図300×600

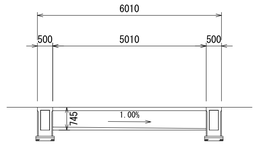

標準横断図300×700

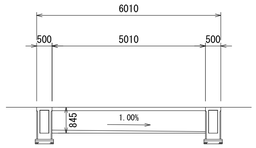

標準横断図300×800

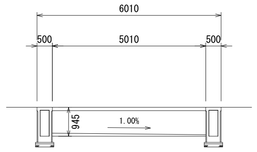

図面名称	VS側溝横断用250～1000横断図	
縮　尺	A1 1/100	2024.1版

VS側溝横断用 B=250

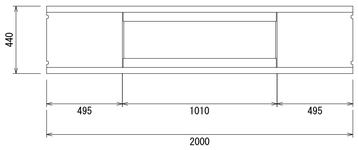

グレーチング蓋

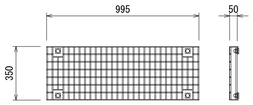

VS側溝横断用 B=300

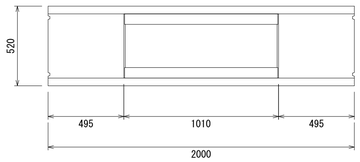

グレーチング蓋

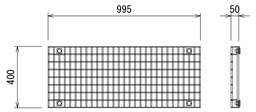

VS側溝横断用 B=400

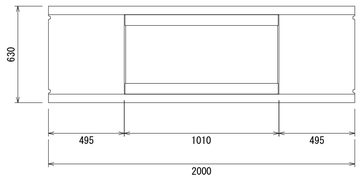

グレーチング蓋

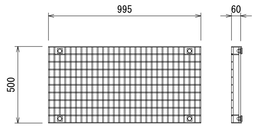

VS側溝横断用 B=500

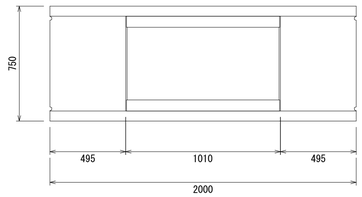

グレーチング蓋



VS側溝横断用 B=600

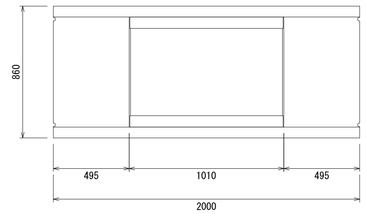

グレーチング蓋



VS側溝横断用 B=700

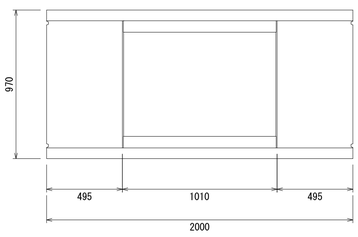

グレーチング蓋



VS側溝横断用 B=800



グレーチング蓋



VS側溝横断用 B=900

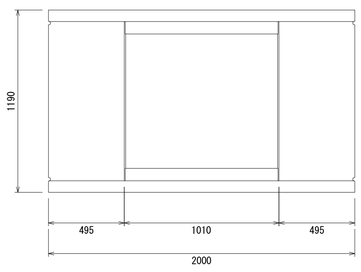

グレーチング蓋

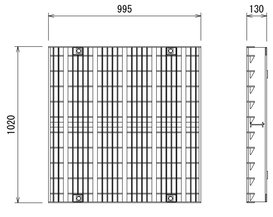

VS側溝横断用 B=1000

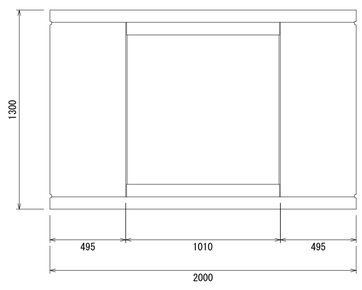

グレーチング蓋

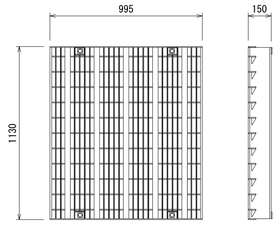

図面名称	VS側溝横断用製品図	
縮　尺	A1 1/20	2024.1版

VS側溝横断250×300	VS側溝横断250×400	VS側溝横断250×500	VS側溝横断250×600
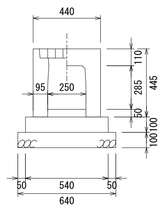	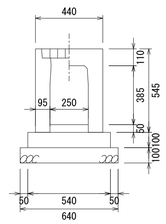	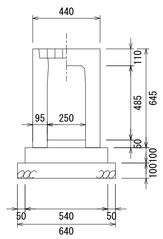	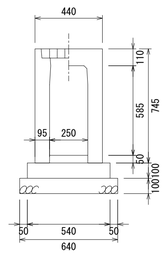
		グレーチング蓋 インバートコンクリート 基礎コンクリート 基礎砕石	

※近畿、東海用

図面名称	VS側溝横断用250構造図	
縮　尺	A1 1/20	2024.1版

VS側溝横断300×300

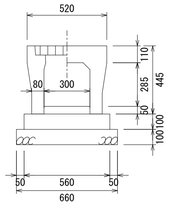

VS側溝横断300×400

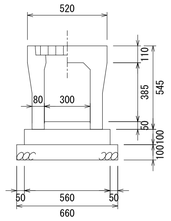

VS側溝横断300×500

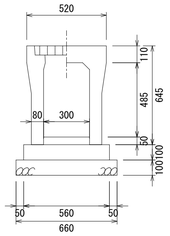

VS側溝横断300×600

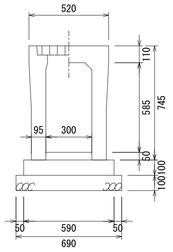

VS側溝横断300×1100

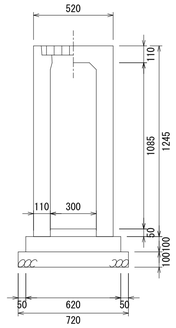

VS側溝横断300×700

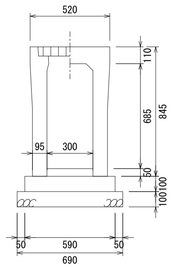

VS側溝横断300×800

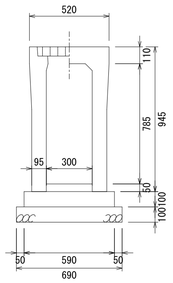

VS側溝横断300×900

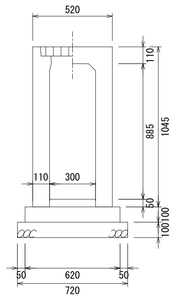

VS側溝横断300×1000

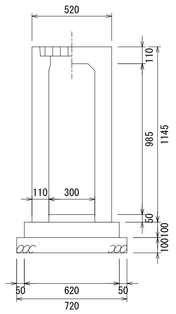



VS側溝横断400×400

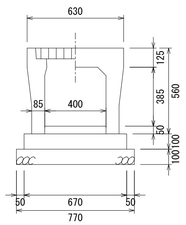

VS側溝横断400×500

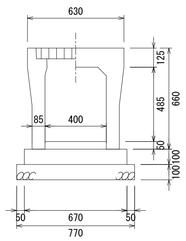

VS側溝横断400×600

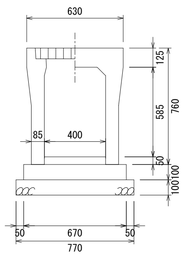

VS側溝横断400×700

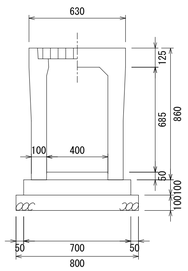

VS側溝横断400×1200

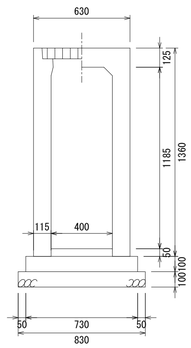

VS側溝横断400×800

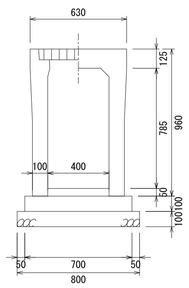

VS側溝横断400×900

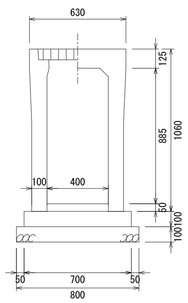

VS側溝横断400×1000

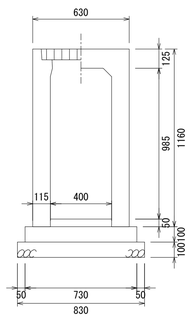

VS側溝横断400×1100

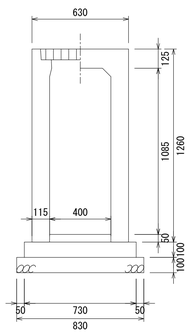



※近畿、東海用

図面名称	VS側溝横断用300,400構造図	
縮　尺	A1 1/20	2024.1版

VS側溝横断500×400

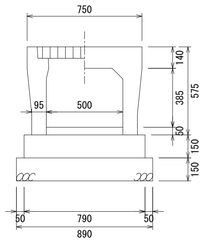

VS側溝横断500×500

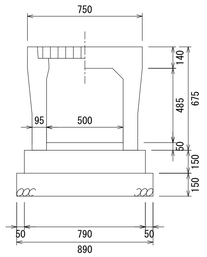

VS側溝横断500×600

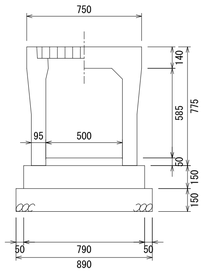

VS側溝横断500×700

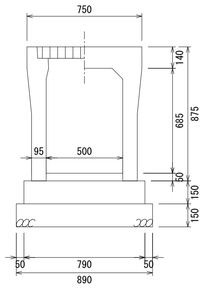

VS側溝横断500×1200

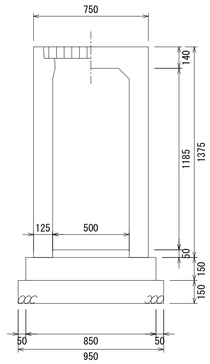

VS側溝横断500×1300

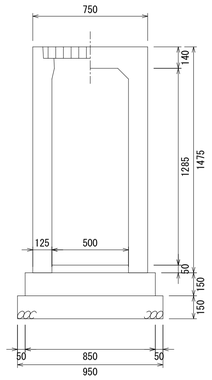

VS側溝横断500×1400

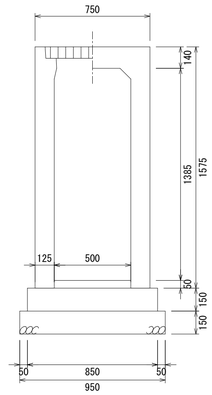

VS側溝横断500×800

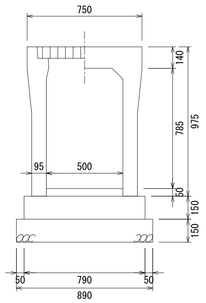

VS側溝横断500×900

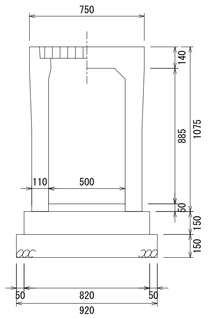

VS側溝横断500×1000

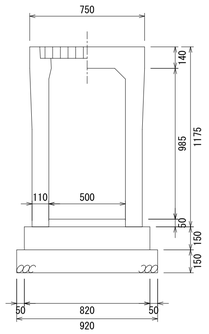

VS側溝横断500×1100

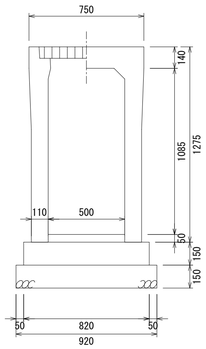



VS側溝横断600×400

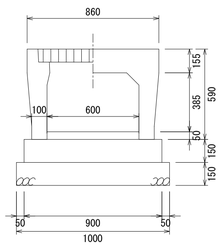

VS側溝横断600×500

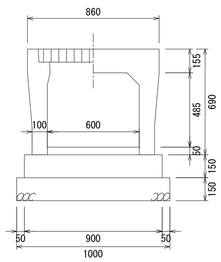

VS側溝横断600×600

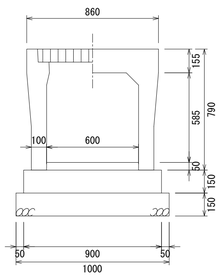

VS側溝横断600×700

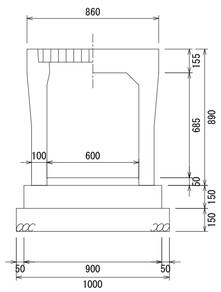

VS側溝横断600×1200

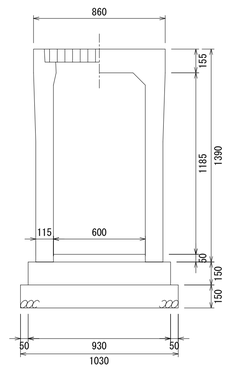

VS側溝横断600×1300

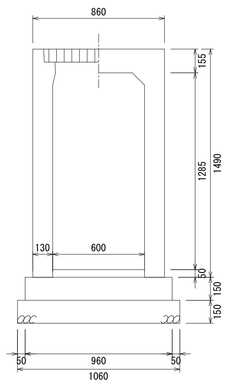

VS側溝横断600×1400

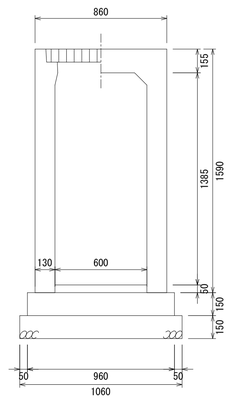

VS側溝横断600×1500

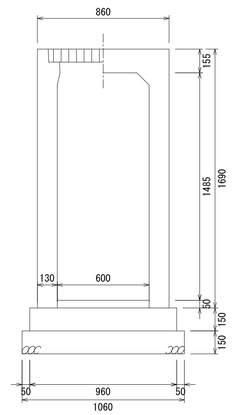

VS側溝横断600×800

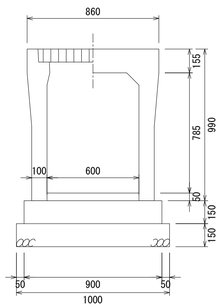

VS側溝横断600×900

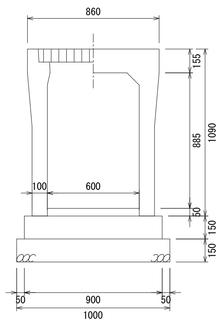

VS側溝横断600×1000

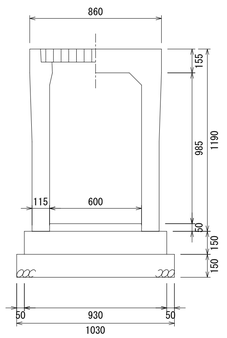

VS側溝横断600×1100

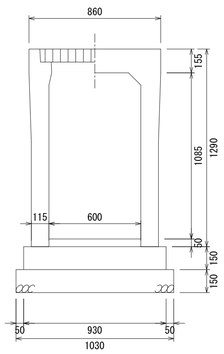



※近畿用

図面名称	VS側溝横断用500,600構造図	
縮　尺	A1 1/20	2024.1版

VS側溝横断500×500

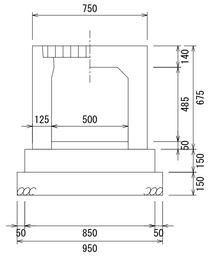

VS側溝横断500×600

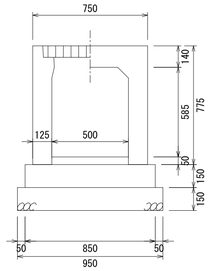

VS側溝横断500×700

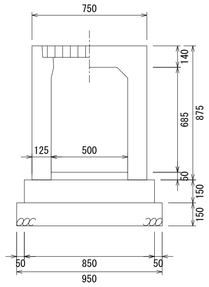

VS側溝横断500×1200

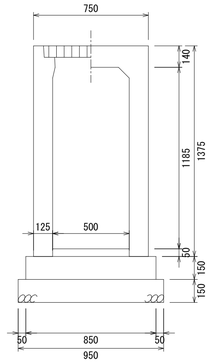

VS側溝横断500×1300

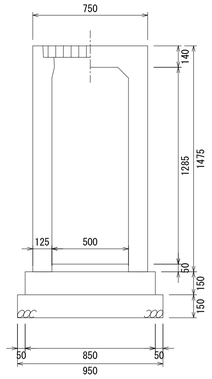

VS側溝横断500×1400

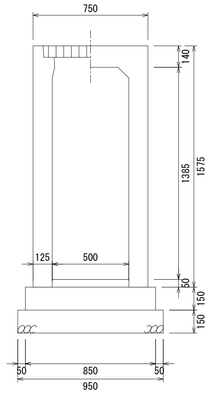

VS側溝横断500×800

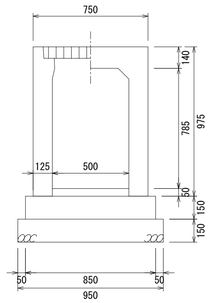

VS側溝横断500×900

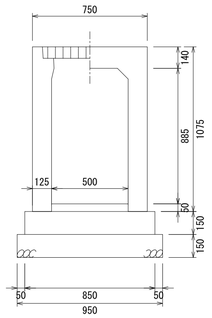

VS側溝横断500×1000

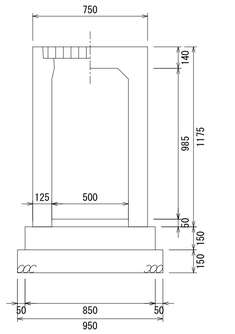

VS側溝横断500×1100

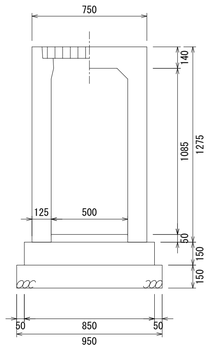



VS側溝横断600×600

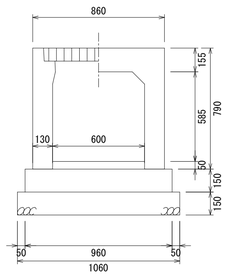

VS側溝横断600×700

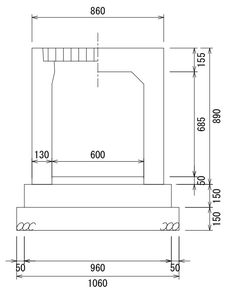

VS側溝横断600×1200

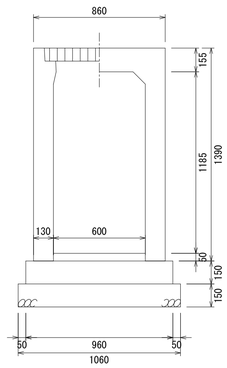

VS側溝横断600×1300

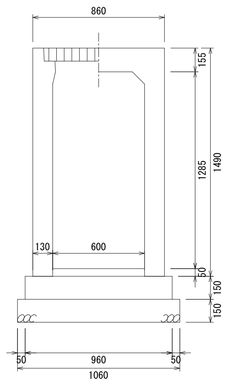

VS側溝横断600×1400

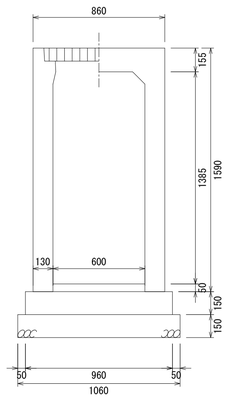

VS側溝横断600×1500

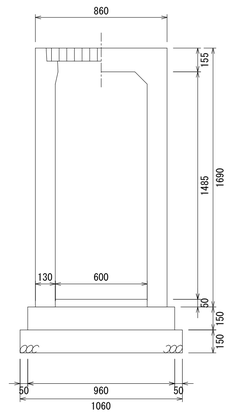

VS側溝横断600×800

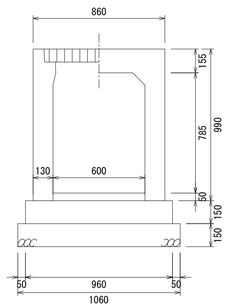

VS側溝横断600×900

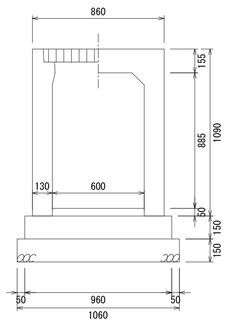

VS側溝横断600×1000

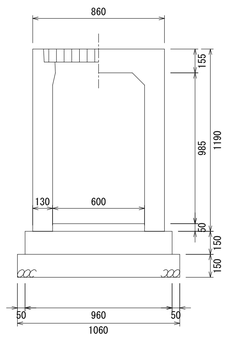

VS側溝横断600×1100

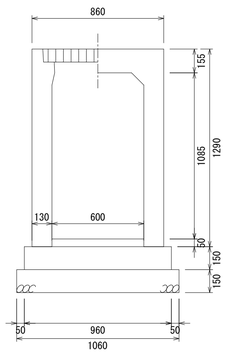



※東海用

図面名称	VS側溝横断用500,600構造図	
縮　尺	A1 1/20	2024.1版

VS側溝横断700×500

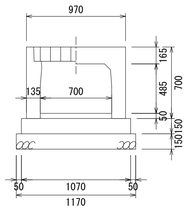

VS側溝横断700×600

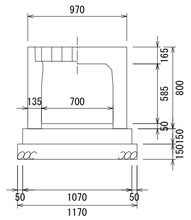

VS側溝横断700×700

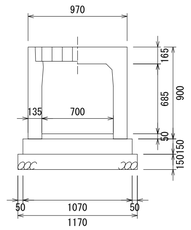

VS側溝横断700×800

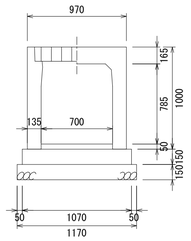

VS側溝横断700×1300

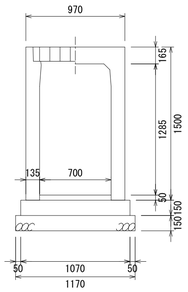

VS側溝横断700×1400

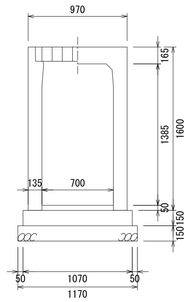

VS側溝横断700×1500

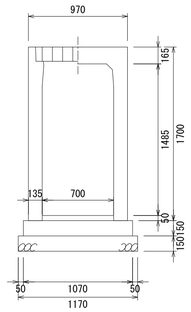

VS側溝横断700×1600

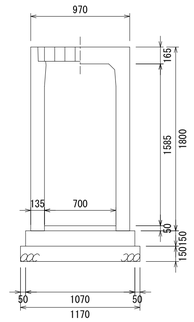

VS側溝横断700×900

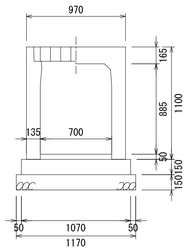

VS側溝横断700×1000

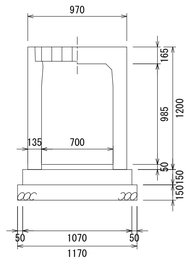

VS側溝横断700×1100

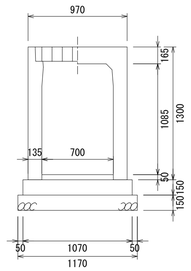



VS側溝横断700×1200

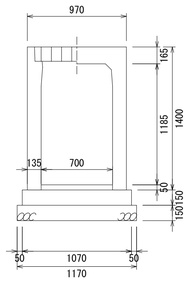

VS側溝横断700×1700

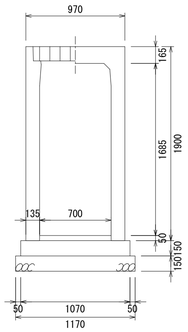

VS側溝横断800×600

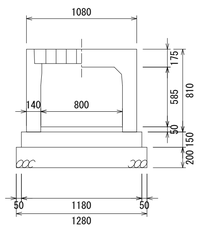

VS側溝横断800×700

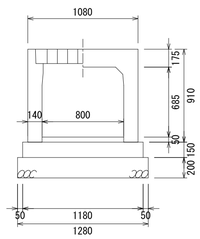

VS側溝横断800×800

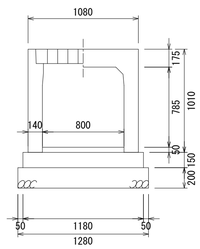

VS側溝横断800×900

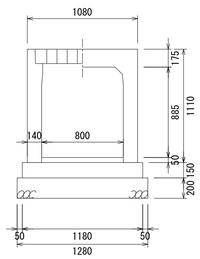

VS側溝横断800×1400

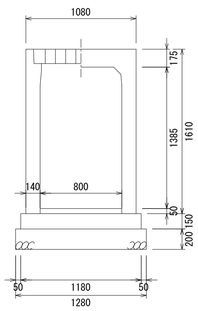

VS側溝横断800×1500

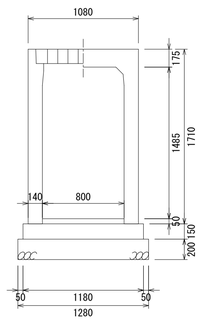

VS側溝横断800×1600

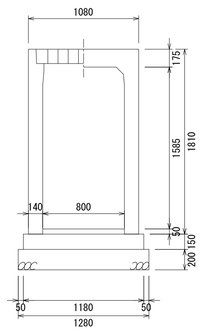

VS側溝横断800×1700

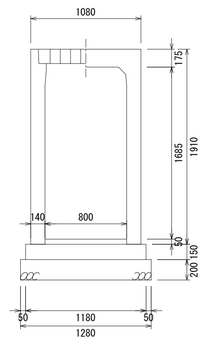

VS側溝横断800×1000

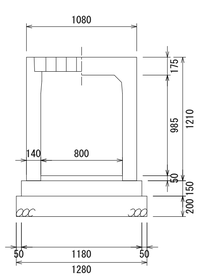

VS側溝横断800×1100

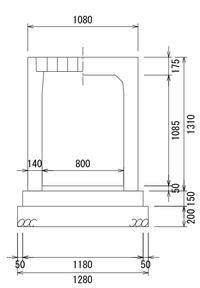

VS側溝横断800×1200

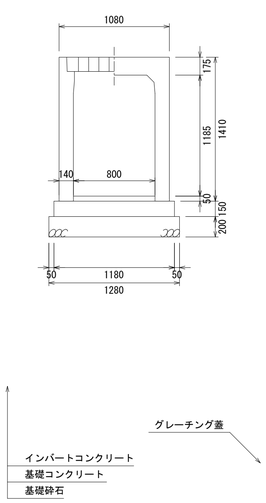

VS側溝横断800×1300

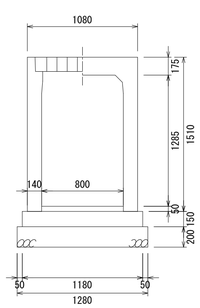

VS側溝横断800×1800

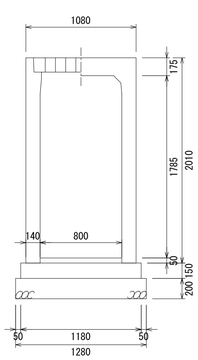

図面名称	VS側溝横断用700,800構造図	
縮　尺	A1 1/30	2024.1版

VS側溝横断900×700

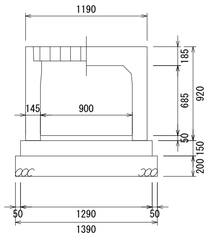

VS側溝横断900×800

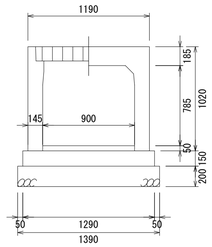

VS側溝横断900×900

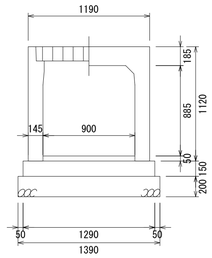

VS側溝横断900×1000

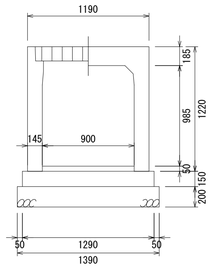

VS側溝横断900×1500

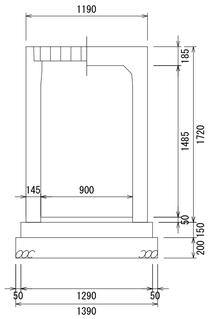

VS側溝横断900×1600

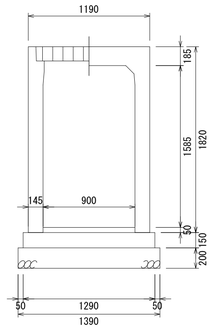

VS側溝横断900×1700

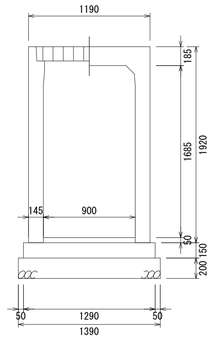

VS側溝横断900×1800

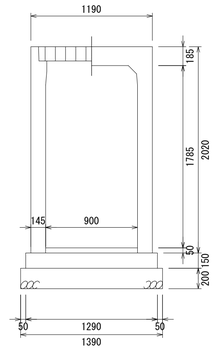

VS側溝横断900×1100

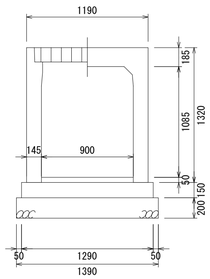

VS側溝横断900×1200

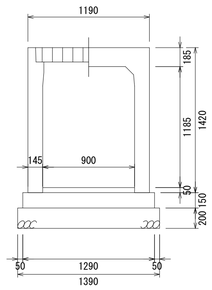

VS側溝横断900×1300

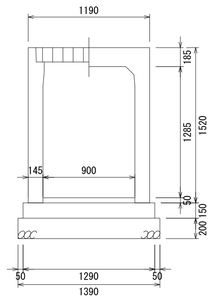

VS側溝横断900×1400

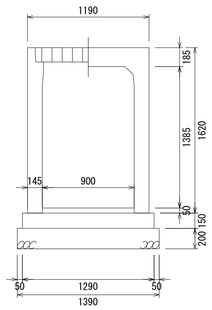



VS側溝横断900×1900

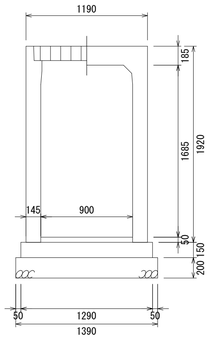

VS側溝横断1000×800

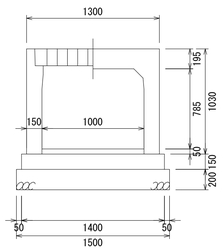

VS側溝横断1000×900

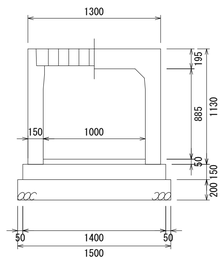

VS側溝横断1000×1000

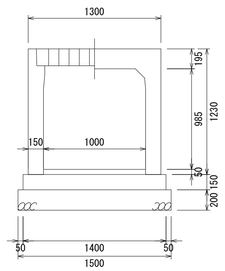

VS側溝横断1000×1100

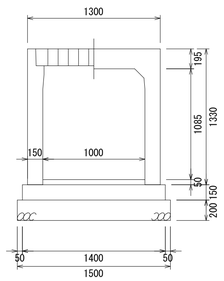

VS側溝横断1000×1600

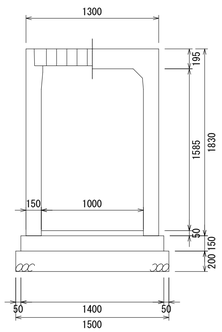

VS側溝横断1000×1700

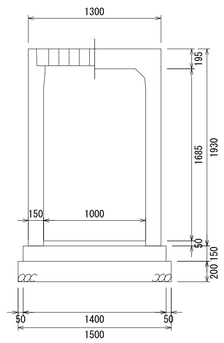

VS側溝横断1000×1800

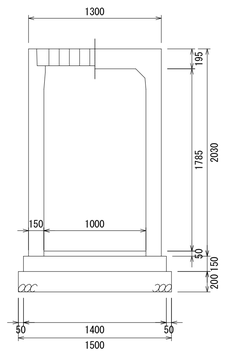

VS側溝横断1000×1900

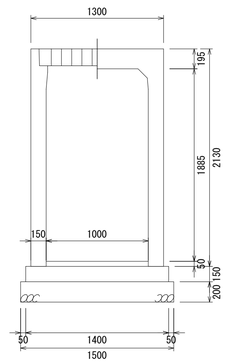

VS側溝横断1000×1200

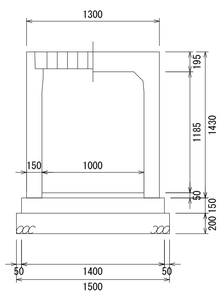

VS側溝横断1000×1300

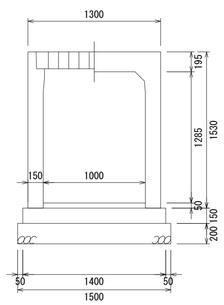

VS側溝横断1000×1400

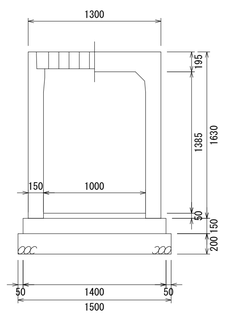

VS側溝横断1000×1500

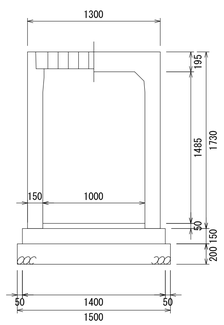



VS側溝横断1000×2000

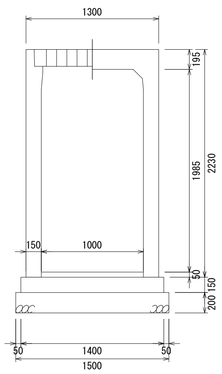

図面名称	VS側溝横断用900,1000構造図	
縮　尺	A1 1/30	2024.1版