MK可変側溝横断暗渠1100～1500

製品CADデータ

※受注生産

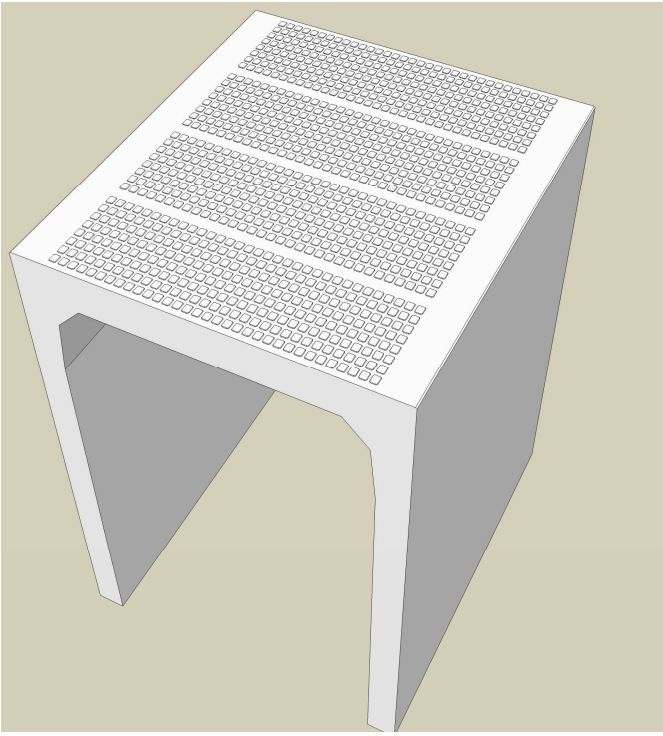

製品名	サイズ	高　さ
MK可変側溝 横断暗渠	1100	600～2200
	1200	600～2200
	1300	600～2200
	1400	600～2200
	1500	600～2200

・MK可変側溝の端部調整用製品
・記載のサイズはすべて高さ600～2200までに対応
・アート模様の付いた自由勾配側溝
・縦断用、横断用の調整品としても使用可能です。

松阪興産株式会社

MATSUSAKA
KOSAN

2023.5版

MK可変側溝横断暗渠

1100-1200サイズ　S=1/20

断面図

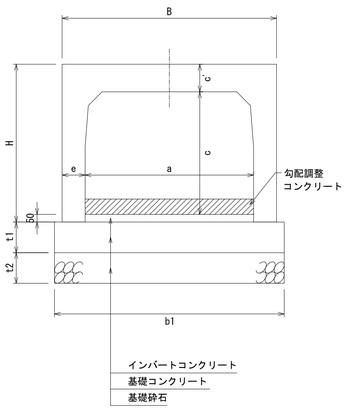

側面図

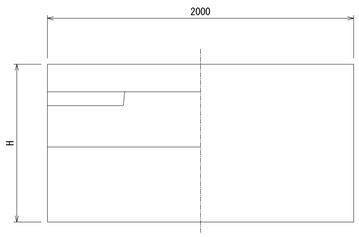

平面図

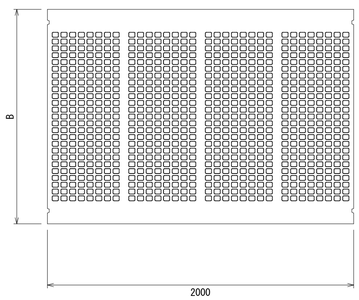

寸法表

適用	呼び名 (巾×深)	寸法 (mm) B	H	a	c	c'	e	参考重量 (kg)
	1100×600		830		600			2165
	1100×700		930		700			2306
	1100×800		1030		800			2447
	1100×900		1130		900			2588
	1100×1000		1230		1000			2729
	1100×1100		1330		1100			2870
	1100×1200		1430		1200			3011
	1100×1300		1530		1300			3152
	1100×1400	1400	1630	1100	1400	180	150	3293
	1100×1500		1730		1500			3434
	1100×1600		1830		1600			3575
	1100×1700		1930		1700			3716
	1100×1800		2030		1800			3857
	1100×1900		2130		1900			3998
	1100×2000		2230		2000			4139
	1100×2100		2330		2100			4280
	1100×2200		2430		2200			4421
	1200×600		830		600			2259
	1200×700		930		700			2400
	1200×800		1030		800			2541
	1200×900		1130		900			2682
	1200×1000		1230		1000			2823
	1200×1100		1330		1100			2964
	1200×1200		1430		1200			3105
	1200×1300		1530		1300			3246
	1200×1400	1500	1630	1200	1400	180	150	3387
	1200×1500		1730		1500			3528
	1200×1600		1830		1600			3669
	1200×1700		1930		1700			3810
	1200×1800		2030		1800			3951
	1200×1900		2130		1900			4092
	1200×2000		2230		2000			4233
	1200×2100		2330		2100			4374
	1200×2200		2430		2200			4515

断面寸法

寸法 (mm) t1	t2	b1
200	200	1500
200	200	1600

1.活荷重は、一般車両のT-25とし道路を横断する形で載荷する
2.適用欄に印を付けたものが、本工事使用タイプである

1.断面寸法は標準施工図による
2.コンクリート強度
　インバートコンクリート　18N/mm2
　基礎コンクリート　18N/mm2
3.基礎砕石：再生クラッシャラン（RC40-0）

MK可変側溝横断暗渠

1300-1400サイズ　S=1/20

断面図

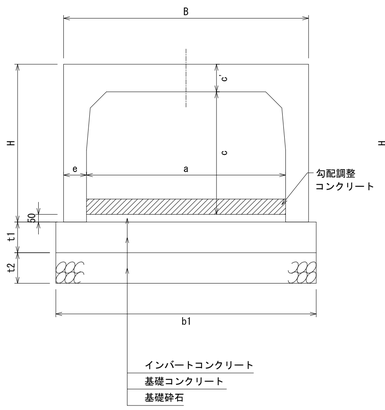

側面図

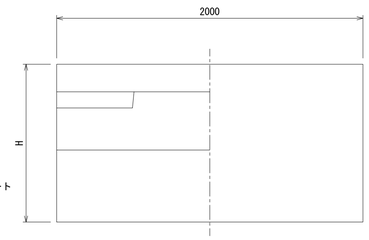

平面図

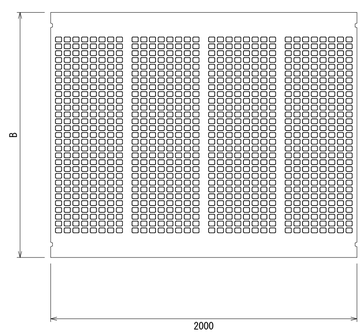

寸法表

適用	呼び名 (巾×深)	寸法 (mm) B	H	a	c	c'	e	参考重量 (kg)
	1300×600		830		600			2354
	1300×700		930		700			2495
	1300×800		1030		800			2636
	1300×900		1130		900			2777
	1300×1000		1230		1000			2918
	1300×1100		1330		1100			3059
	1300×1200		1430		1200			3200
	1300×1300		1530		1300			3341
	1300×1400	1600	1630	1300	1400	180	150	3482
	1300×1500		1730		1500			3623
	1300×1600		1830		1600			3764
	1300×1700		1930		1700			3905
	1300×1800		2030		1800			4046
	1300×1900		2130		1900			4187
	1300×2000		2230		2000			4328
	1300×2100		2330		2100			4469
	1300×2200		2430		2200			4610
	1400×600		850		600			2610
	1400×700		950		700			2751
	1400×800		1050		800			2892
	1400×900		1150		900			3033
	1400×1000		1250		1000			3174
	1400×1100		1350		1100			3315
	1400×1200		1450		1200			3456
	1400×1300		1550		1300			3597
	1400×1400	1700	1650	1400	1400	200	150	3738
	1400×1500		1750		1500			3879
	1400×1600		1850		1600			4020
	1400×1700		1950		1700			4161
	1400×1800		2050		1800			4302
	1400×1900		2150		1900			4443
	1400×2000		2250		2000			4584
	1400×2100		2350		2100			4725
	1400×2200		2450		2200			4866

断面寸法

寸法 (mm) t1	t2	b1
200	200	1700
200	200	1800

1.活荷重は、一般車両のT-25とし道路を横断する形で載荷する
2.適用欄に印を付けたものが、本工事使用タイプである

1.断面寸法は標準施工図による
2.コンクリート強度
　インバートコンクリート　18N/mm2
　基礎コンクリート　18N/mm2
3.基礎砕石：再生クラッシャラン（RC40-0）

図面名称	MK可変側溝横断暗渠1100～1400一覧	
縮　尺	A1 1/20	2023.05版

MK可変側溝横断暗渠

1500サイズ

S=1/20

断面図

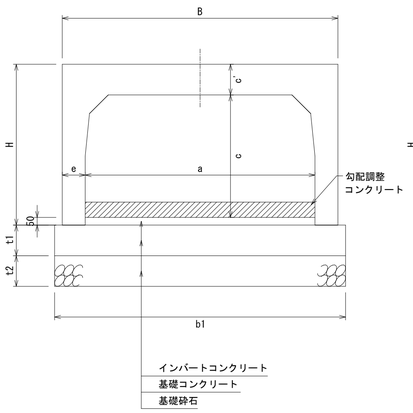

側面図

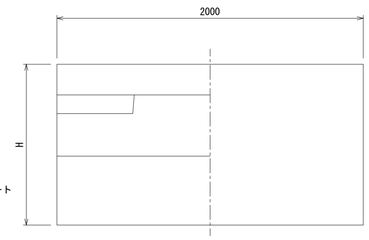

平面図



寸法表

適用	呼び名 (巾×深)	寸 法 (mm) B	H	a	c	c'	e	参考重量 (kg)
	1500×600		850		600			2715
	1500×700		950		700			2856
	1500×800		1050		800			2997
	1500×900		1150		900			3138
	1500×1000		1250		1000			3279
	1500×1100		1350		1100			3420
	1500×1200		1450		1200			3561
	1500×1300		1550		1300			3702
	1500×1400	1800	1650	1500	1400	200	150	3843
	1500×1500		1750		1500			3984
	1500×1600		1850		1600			4125
	1500×1700		1950		1700			4266
	1500×1800		2050		1800			4407
	1500×1900		2150		1900			4548
	1500×2000		2250		2000			4689
	1500×2100		2350		2100			4830
	1500×2200		2450		2200			4971

1.活荷重は、一般車両のT-25とし道路を横断する形で載荷する
2.適用欄に印を付けたものが、本工事使用タイプである

断面寸法

寸法 (mm) t1	t2	b1
200	200	1900

1.断面寸法は標準施工図による
2.コンクリート強度
　インバートコンクリート　18N/mm2
　基礎コンクリート　18N/mm2
3.基礎砕石：再生クラッシャラン（RC40-0）

図面名称	MK可変側溝横断暗渠1500一覧	
縮　尺	A1 1/20	2023.05版

MK可変側溝横断暗渠1100×600

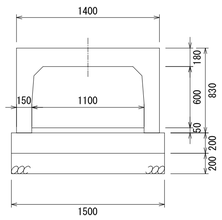

MK可変側溝横断暗渠1100×700

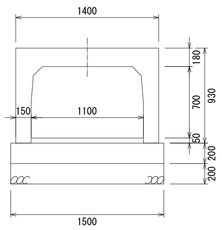

MK可変側溝横断暗渠1100×800

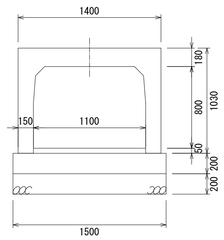

MK可変側溝横断暗渠1100×900

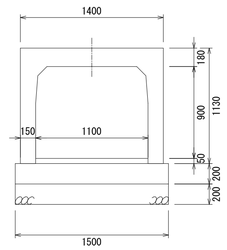

MK可変側溝横断暗渠1100×1000

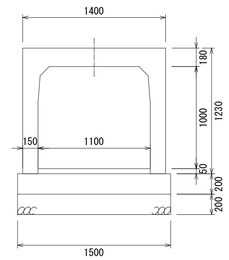

MK可変側溝横断暗渠1100×1100

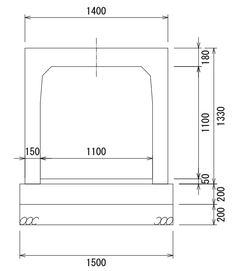

MK可変側溝横断暗渠1100×1200

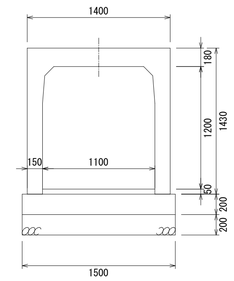

MK可変側溝横断暗渠1100×1300

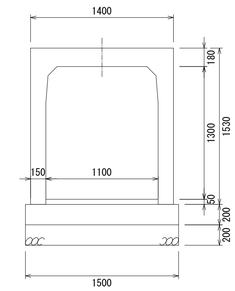

MK可変側溝横断暗渠1100×1400

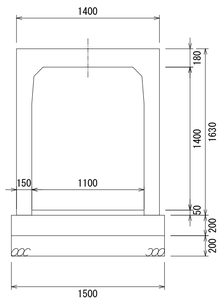

MK可変側溝横断暗渠1100×1500

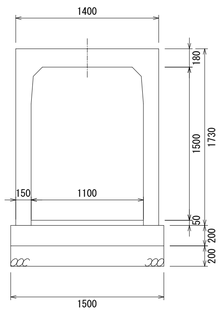

MK可変側溝横断暗渠1100×1600

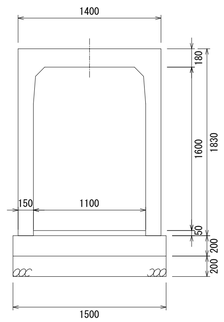

MK可変側溝横断暗渠1100×1700

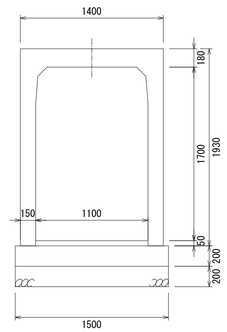

MK可変側溝横断暗渠1100×1800

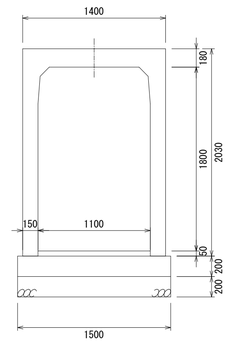

MK可変側溝横断暗渠1100×1900

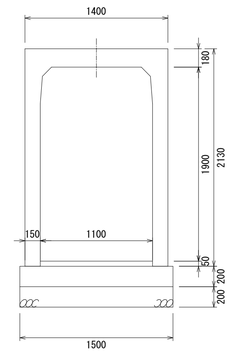

MK可変側溝横断暗渠1100×2000

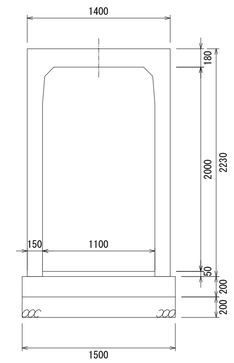

MK可変側溝横断暗渠1100×2100

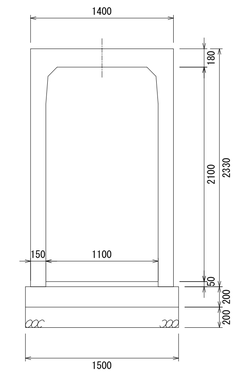

MK可変側溝横断暗渠1100×2200

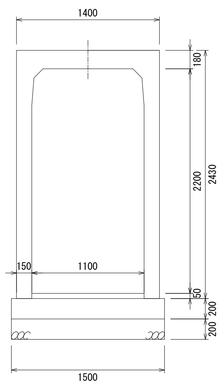

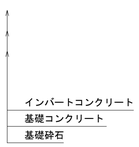

図面名称	MK可変側溝横断暗渠用1100構造図	
縮　尺	A1 1/30	2023.05版

MK可変側溝横断暗渠1200×600

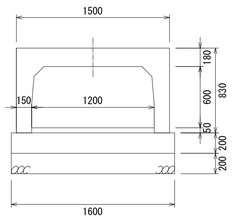

MK可変側溝横断暗渠1200×700

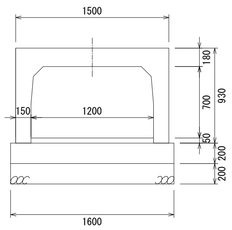

MK可変側溝横断暗渠1200×800

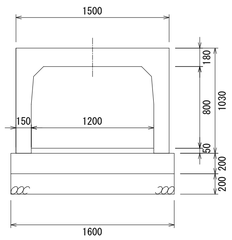

MK可変側溝横断暗渠1200×900

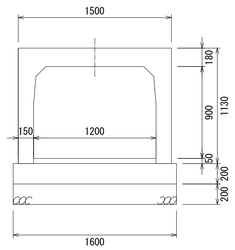

MK可変側溝横断暗渠1200×1000

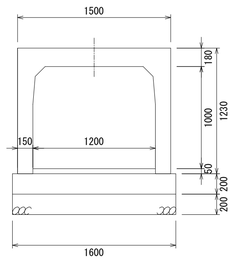

MK可変側溝横断暗渠1200×1100

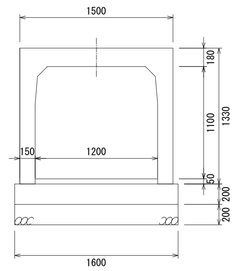

MK可変側溝横断暗渠1200×1200

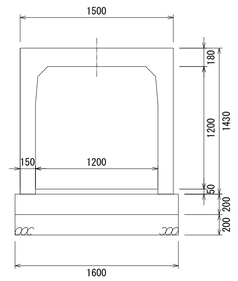

MK可変側溝横断暗渠1200×1300

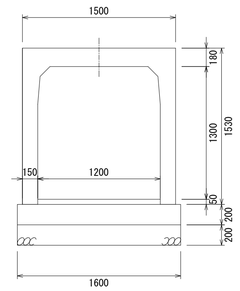

MK可変側溝横断暗渠1200×1400

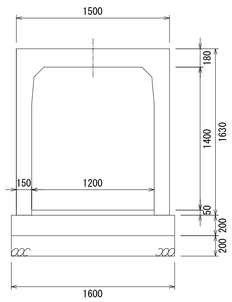

MK可変側溝横断暗渠1200×1500

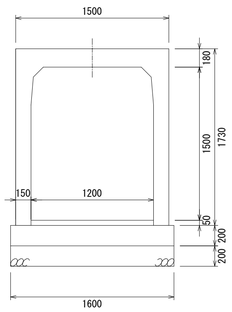

MK可変側溝横断暗渠1200×1600

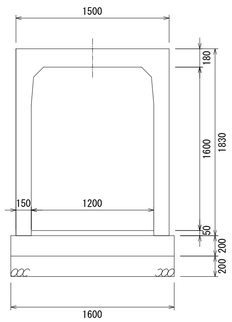

MK可変側溝横断暗渠1200×1700

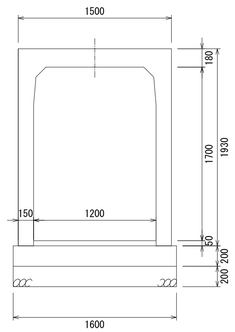

MK可変側溝横断暗渠1200×1800

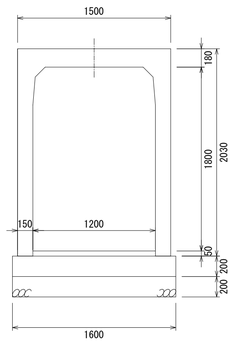

MK可変側溝横断暗渠1200×1900

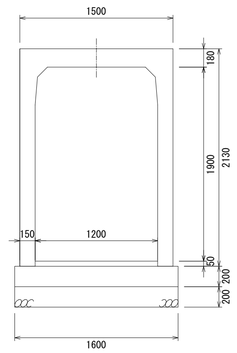

MK可変側溝横断暗渠1200×2000

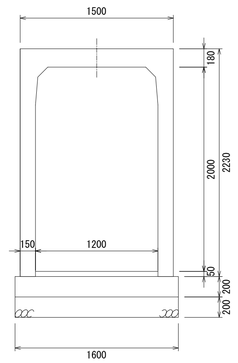

MK可変側溝横断暗渠1200×2100

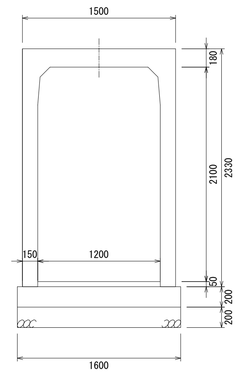

MK可変側溝横断暗渠1200×2200

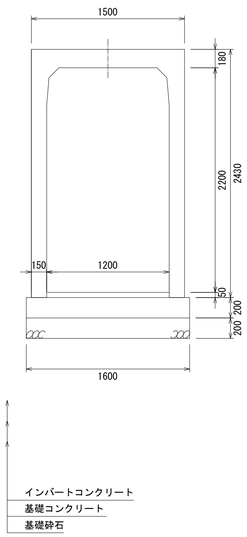

図面名称	MK可変側溝横断暗渠用1200構造図	
縮　尺	A1 1/30	2023.05版

MK可変側溝横断暗渠1300×600

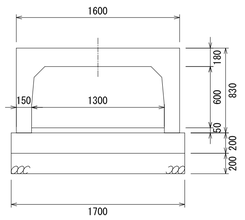

MK可変側溝横断暗渠1300×700

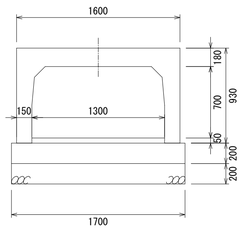

MK可変側溝横断暗渠1300×800

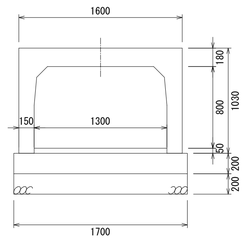

MK可変側溝横断暗渠1300×900

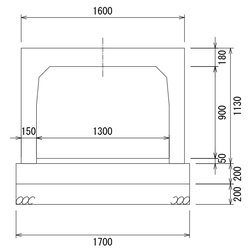

MK可変側溝横断暗渠1300×1000

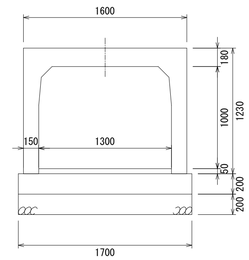

MK可変側溝横断暗渠1300×1100

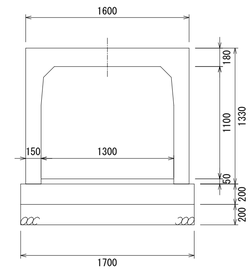

MK可変側溝横断暗渠1300×1200

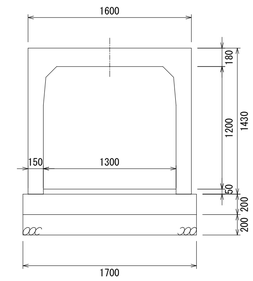

MK可変側溝横断暗渠1300×1300

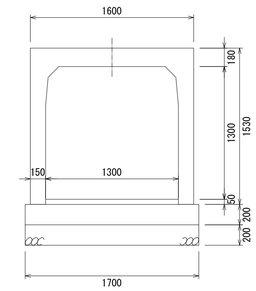

MK可変側溝横断暗渠1300×1400

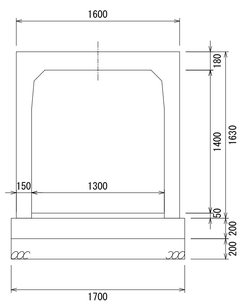

MK可変側溝横断暗渠1300×1500

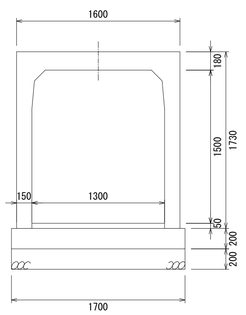

MK可変側溝横断暗渠1300×1600

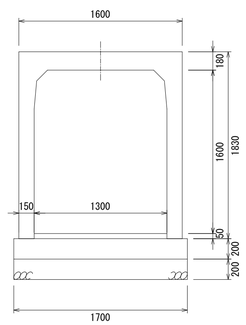

MK可変側溝横断暗渠1300×1700

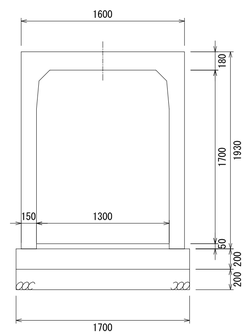

MK可変側溝横断暗渠1300×1800

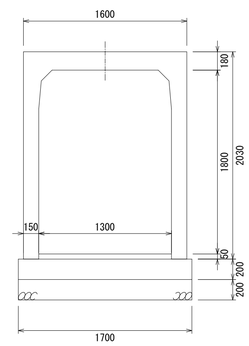

MK可変側溝横断暗渠1300×1900

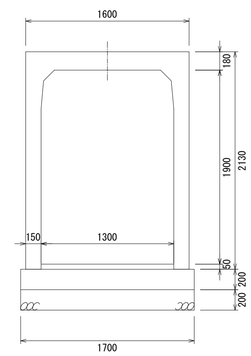

MK可変側溝横断暗渠1300×2000

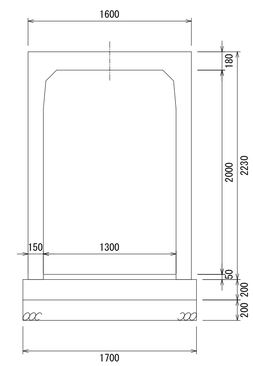

MK可変側溝横断暗渠1300×2100

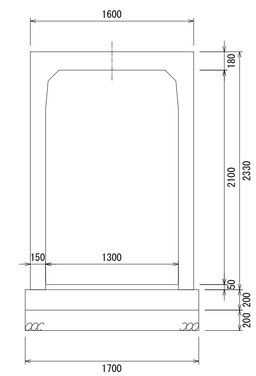

MK可変側溝横断暗渠1300×2200

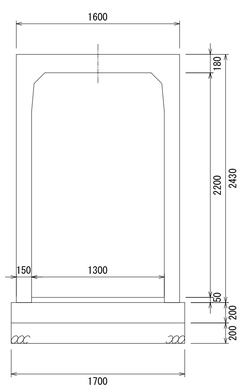

インバートコンクリート
基礎コンクリート
基礎砕石

図面名称	MK可変側溝横断暗渠用1300構造図	
縮　尺	A1 1/30	2023.05版

MK可変側溝横断暗渠1400×600

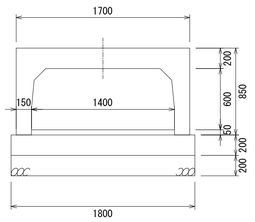

MK可変側溝横断暗渠1400×700

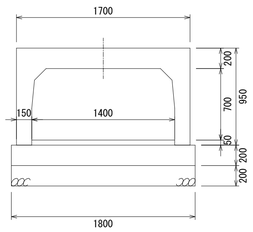

MK可変側溝横断暗渠1400×800

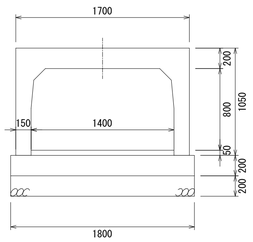

MK可変側溝横断暗渠1400×900

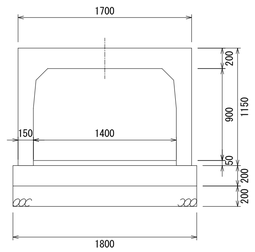

MK可変側溝横断暗渠1400×1000

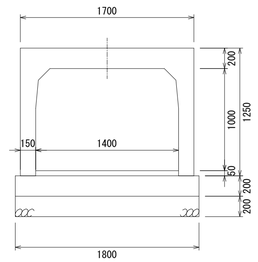

MK可変側溝横断暗渠1400×1100

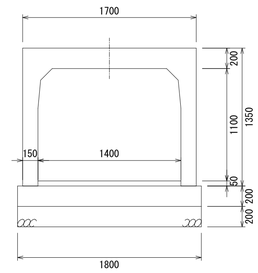

MK可変側溝横断暗渠1400×1200

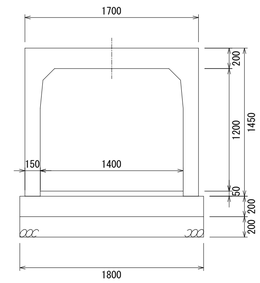

MK可変側溝横断暗渠1400×1300

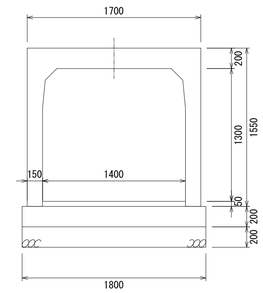

MK可変側溝横断暗渠1400×1400

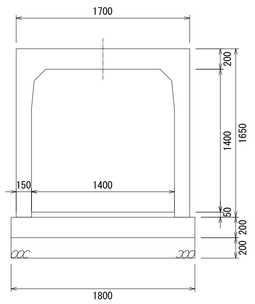

MK可変側溝横断暗渠1400×1500

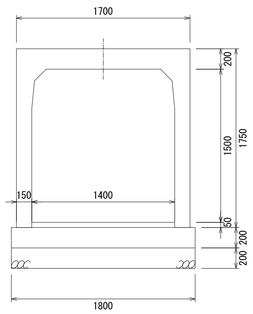

MK可変側溝横断暗渠1400×1600

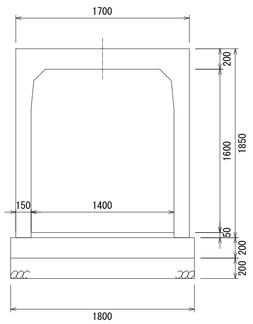

MK可変側溝横断暗渠1400×1700

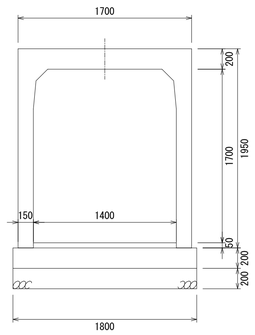

MK可変側溝横断暗渠1400×1800

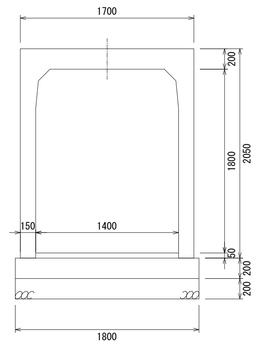

MK可変側溝横断暗渠1400×1900

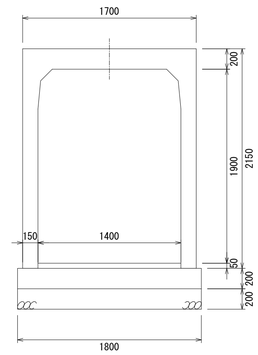

MK可変側溝横断暗渠1400×2000

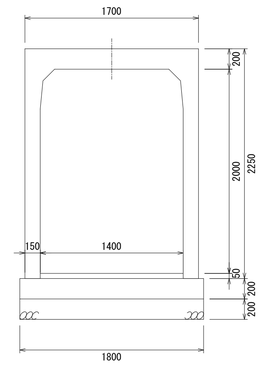

MK可変側溝横断暗渠1400×2100

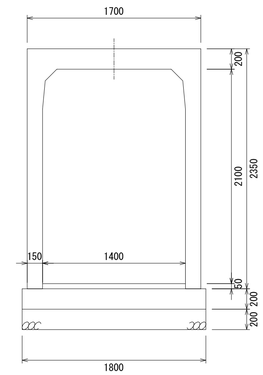

MK可変側溝横断暗渠1400×2200

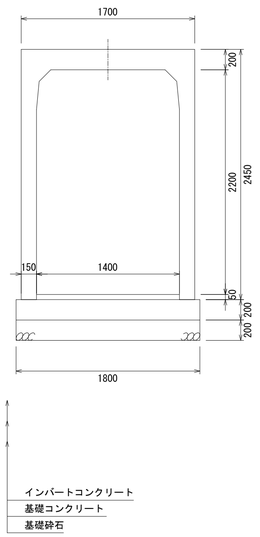

図面名称	MK可変側溝横断暗渠用1400構造図	
縮　尺	A1 1/30	2023.05版

MK可変側溝横断暗渠1500×600

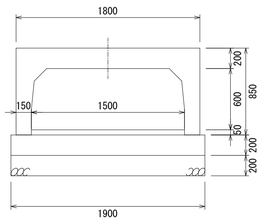

MK可変側溝横断暗渠1500×700

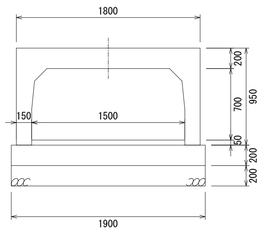

MK可変側溝横断暗渠1500×800

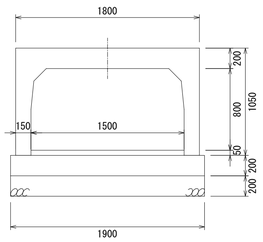

MK可変側溝横断暗渠1500×900

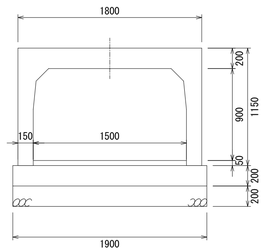

MK可変側溝横断暗渠1500×1000

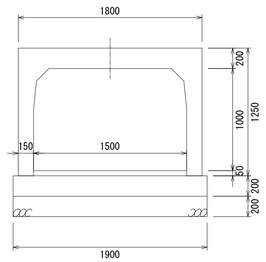

MK可変側溝横断暗渠1500×1100

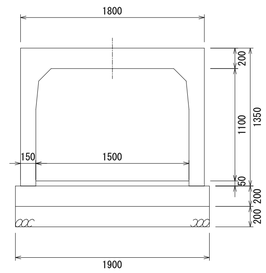

MK可変側溝横断暗渠1500×1200

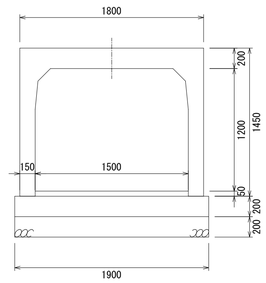

MK可変側溝横断暗渠1500×1300

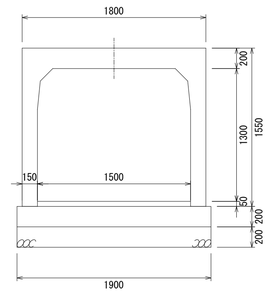

MK可変側溝横断暗渠1500×1400

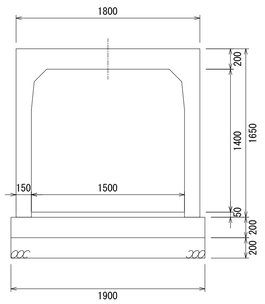

MK可変側溝横断暗渠1500×1500

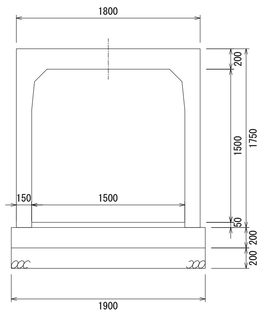

MK可変側溝横断暗渠1500×1600

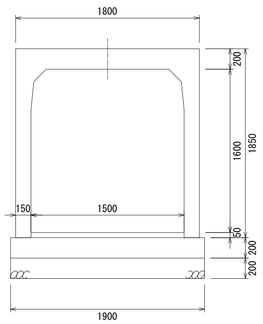

MK可変側溝横断暗渠1500×1700

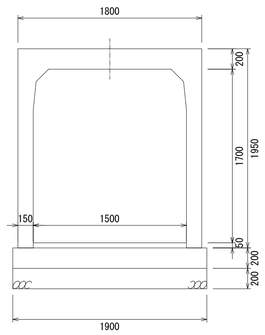

MK可変側溝横断暗渠1500×1800

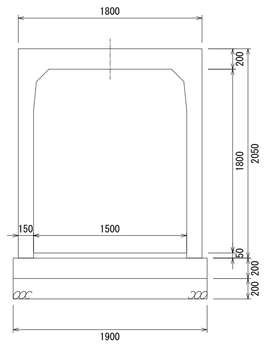

MK可変側溝横断暗渠1500×1900

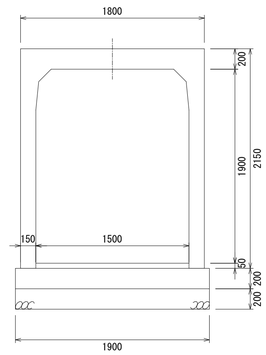

MK可変側溝横断暗渠1500×2000

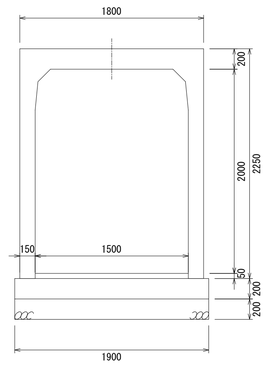

MK可変側溝横断暗渠1500×2100

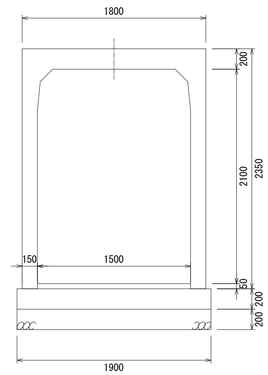

MK可変側溝横断暗渠1500×2200

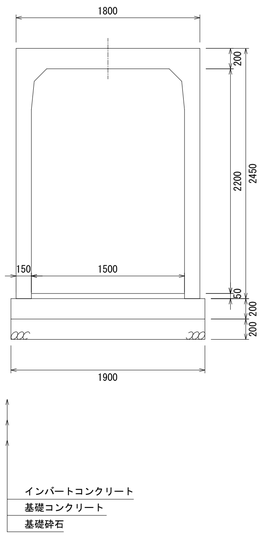

図面名称	MK可変側溝横断暗渠用1500構造図	
縮　尺	A1 1/30	2023.05版